


## Comfort L



MORE INFO



### CHARACTERISTICS

- Suitable for maintenance and deep cleaning of medium and large areas (up to 7.000 m<sup>2</sup>)
- More than 120-170 kg of constant pressure on the brushes
- 300 litres solution tank capacity allows exceptional autonomy and productivity
- Stability even when fully loaded
- Innovative traction system with three independent motor wheels controlled by electronic cards
- Easy access to electrical components
- Automatic brush plate lifting system
- Automatic squeegee lifting system
- Automatic squeegee lifting while reverse going
- Automatic control system for brush rotation and detergent water outflow
- Antifoam device
- Self-levelling brushes, hour meter, solenoid valve. High-performance batteries resulting in high-working efficiency.
- Quick refilling system

### TECHNICAL DATA

	Comfort L 122
code	37005-00002
power supply	36V
scrubbing/squeegee width	1220/1450 mm
max working capacity	8540 m <sup>2</sup> /h
solution tank capacity	280 l/73.97 gal
recovery tank capacity	315-340 l/83.2-89 gal
traction type/power	3-wheels drive/3 x 600 W
RPM/pressure on the brushes	150/170 kg/374 lbs
brush motor power	3 x 1000 W
max gradient empty/full tank	10%/8%
depression/vacuum motor	1800 mmH <sub>2</sub> O/600 W
dimension (cm)/weight	222x130x169/607 kg

**PLUS**



Designed to perform the hardest work and to resist even to extreme stresses with maximum comfort; the frame is made of steel profiles with a thickness varying from 5 to 12 mm, protected with a high resistance corrosion-proof paint.



The unique anti foam device dramatically reduces the foam generation and prevents it from touching the suction motor, thus protecting its operation. The electronic floating switch stops suction when the tank is full. Large tank opening for fast and easy cleaning and sanitation.



The cleaning solution tank with an exceptional capacity of 300 liters and the high autonomy of the battery ensure a productivity at the top of the range. The wide rear opening allows for an easy and quick refilling of the cleaning solution tank.








The motorwheels, designed and built by Lavor, grant optimal performances and exceptional reliability (over 30.000 hours). The innovative three-wheel drive system ensures perfect traction in every operating condition.

**STANDARD EQUIPMENT**

 <ul style="list-style-type: none"> <li>• 3 x 10002-08112 PP brush Ø 406 mm - 16"</li> </ul>	 <ul style="list-style-type: none"> <li>• 00005-02222 Front squeegee blade L.1500 mm Shore 40 Th. 4 mm</li> </ul>	 <ul style="list-style-type: none"> <li>• 00005-02221 Rear squeegee blade L.1580 mm Shore 33 Th. 6 mm</li> </ul>		
---	--	---	--	--

**OPTIONAL**

 <ul style="list-style-type: none"> <li>• 00055-00137 Battery box Pb-acid 36V 525 Ah C5</li> <li>• 00055-00101 Gel battery box 36V 400 Ah C5</li> </ul>	<ul style="list-style-type: none"> <li>• 00056-00070 Battery Charger 24V/36V 50/60A - 220-240/50-60</li> </ul>	 <ul style="list-style-type: none"> <li>• 00005-02264 Polyurethane front blade L.1500 TH. 4</li> <li>• 00005-02265 Polyurethane rear blade L.1580 TH. 5</li> </ul>	 <ul style="list-style-type: none"> <li>• 3x 10002-08113 Tynex brush Ø 406 mm-16"</li> <li>• 3x 10002-08114 PP 0,3 brush Ø 406 mm-16"</li> <li>• 3x 10002-08115 PES brush Ø 406 mm - 16"</li> </ul>	 <ul style="list-style-type: none"> <li>• 3x 10002-08116 EWU pad driver Ø 406 mm-16"</li> </ul>
 <p>(5 pcs package)</p> <ul style="list-style-type: none"> <li>• 10001-09912 - Ø 406 mm - 16"-beige</li> <li>• 10001-09917 - Ø 406 mm - 16"-green</li> <li>• 10001-09922 - Ø 406 mm - 16"-black</li> </ul>				